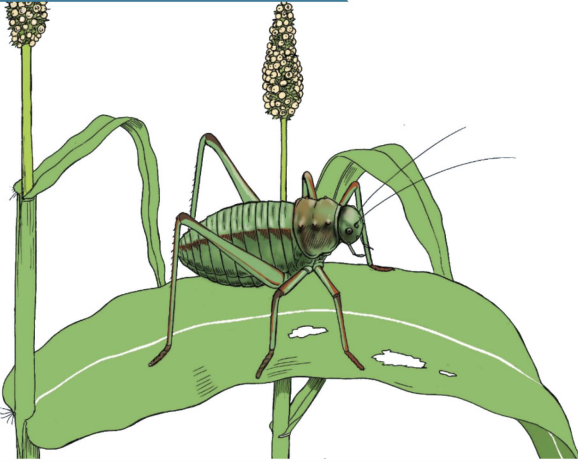




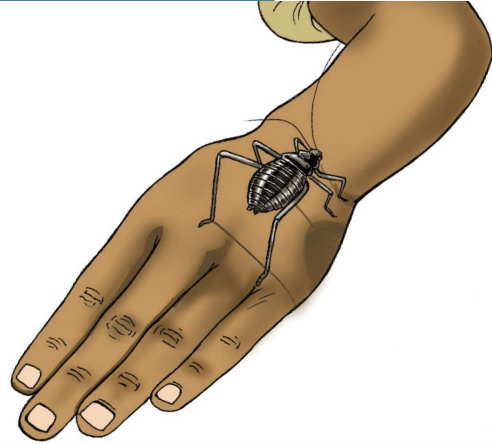
## ARMOURED BUSH CRICKET(ABC) - PEST CONTROL

### Armoured Bush Cricket



- Native pest
- Multiplies fast
- Found in dry, arid or semi-arid areas
- Prefers sorghum and pearl millet
- Causes severe damage

### Identification

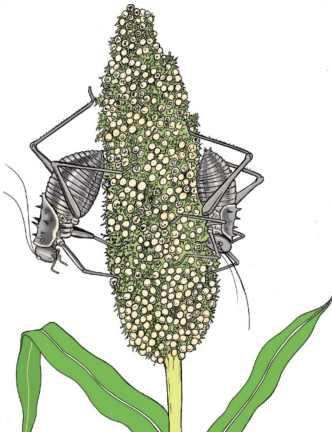


- Brown, green, black or red in color
- Hard, spiny exoskeleton like "armour"
- 5cm in length
- Long protruding antennae
- Does not fly

**Remember, early detection means early prevention.**


## PEST CONTROL MEASURES

### 1. Prevention



- Plant early (with first rains) to minimize loss in case of infestation
- If possible, plough a ditch 40-50cm deep by 40-50cm wide around the land - crickets will fall in and be trapped
- Scout 2-3 times per week for signs of armoured crickets
- Goal is to detect young crickets and destroy them
- Continue to check for crickets and leaf damage

### 2. Control Measures




- If damage or limited armoured crickets are detected manually remove by hand (wearing gloves as they bite)
- If infestation is significant, procure pesticides
- Use Neem-based pesticides for control
- Spray crops to control the pest
- Early detection and pesticide use prevent loss



### 3. Control Measures - Protective Ditch



### 4. Safe Pesticide Use



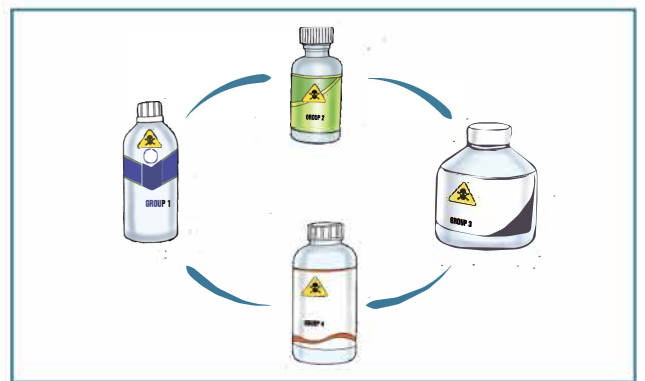
Purchase from authorized dealers and follow guidelines



Use personal protective clothing (PPE) when spraying



Spray in morning or evening



Rotate pesticides used